



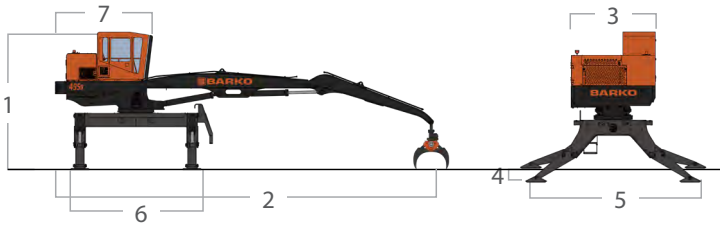
» 495B TRAILER/TRUCK MOUNT & CRAWLER

TIER 4 FINAL - SPECIFICATIONS



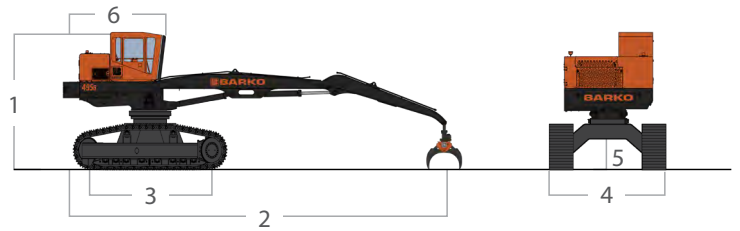
The Barko® 495B Knuckleboom Loader delivers all the performance you expect on the job, while using less fuel and providing more comfort. Equipped with intuitive controls, the 495B offers an incredibly low total cost of operation. Providing more productivity thanks to exceptional power and swing torque, the 495B is durably built to perform harder and last longer.

SPECIFICATIONS



495B TRAILER/TRUCK MOUNT

DIMENSIONS	
1 Overall Height	13' 8" (417 cm)
2 Overall Length	40' 9" (1,242 cm) with boom extended
3 Overall Width	8' 5" (257 cm)
4 Ground Penetration	13" (330 mm)
5 Stabilizer Width	16' 5" (500 cm)
6 Stabilizer Spread	14' 1" (429 cm)
7 Tail Swing	8' 10" (269 cm) with 3,000 lbs counterweight, 9' 3" (282 cm) with 7,000 lbs counterweight
Approx. Operating Weight	30,200 lbs (13,698 kg) without attachment
SUBFRAME	
Structure	Center mount, unitized subframe and stabilizer assembly, plated pins
Cylinders	7" x 22" (178 x 559 mm) cylinders incl. 4" (102 mm) rods & built-in dual load locks
Pad Size	25.5" x 23.5" (65 x 60 cm)



495B CRAWLER

DIMENSIONS	
1 Overall Height	12' 9" (389 cm)
2 Overall Length	41' 3" (1,257 cm) with boom extended
3 Track Length	11' 5" (348 cm)
4 Overall Width	11' 4" (345 cm) with standard 710 mm pads
5 Ground Clearance	28" (71 cm)
6 Tail Swing	9' 3" (282 cm) with 7,000 lbs counterweight 9' 10" (300 cm) with 10,000 lbs counterweight
Approx. Operating Weight	48,500 lbs (21,999 kg) without attachment
Shipping Height	11' 3" (343 cm) with tilt cab option
HEAVY-DUTY CRAWLER	
Maximum Speed	2.5 mph (4.02 km/h) high, 1.1 mph (1.77 km/h) low
Track	Barko heavy-duty D-6 carbody, sealed track, lifetime lubricated rollers & idlers, hydraulic track adjusters, 28" (710 mm) triple grouser pads with 22 mm track bolts
Drive Motors	(2) variable displacement piston motors
Brakes	Automatic multiple disc type, spring applied hydraulic release, on each track
Gradeability	66%
Tractive Effort	52,300 lbf (232.6 kN)
Ground Pressure	5.1 psi (0.35 bar) with 900 mm shoes 6.4 psi (0.44 bar) with 710 mm pads 5.6 psi (0.39 bar) with 810 mm pads 5.1 psi (0.35 bar) with 900 mm pads

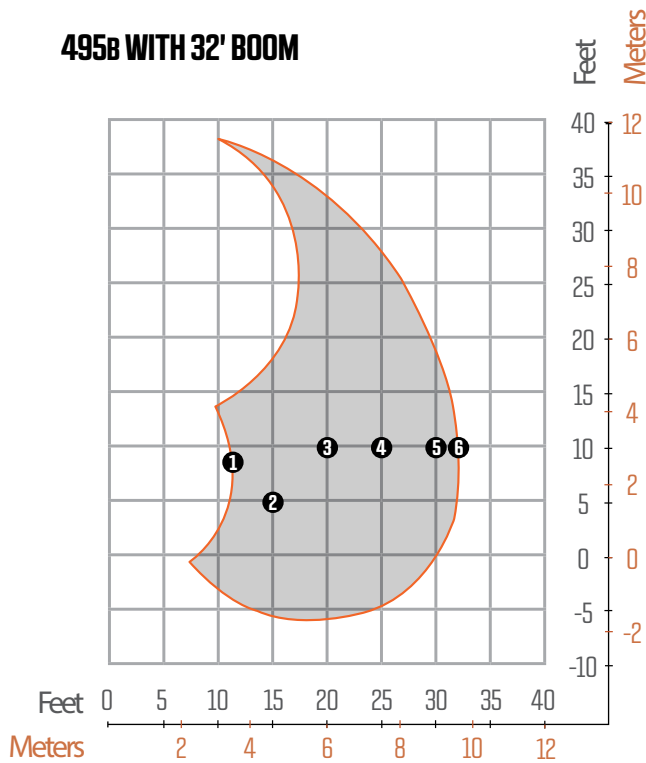
PERFORMANCE (TRAILER/TRUCK MOUNT & CRAWLER)

ENGINE	
Model/Power	173 HP (129 kW) Cummins® QSBB.7 Tier 4 with SCR aftertreatment
DEF Tank	10 gal. (38 L)
Fuel Tank	120 gal. (454 L)
HYDRAULICS	
Tank	112 gal. (424 L) with return line filter, shut-off valve on pump suction line
Pump	88 GPM (333 LPM), single variable displacement load sense piston pump
Operating Pressure	3,600 psi (248 bar) main system
Features	Heavy-wall tubing and multi-wire braided hose; quick disconnect diagnostic ports

BOOM		
Structure	All-welded construction with fabricated box type design; aluminum bronze bushings with grease grooves at boom pivot points	
Horizontal Reach	32' (975 cm)	
Vertical Reach	Truck Mount - 38' 4" (1,168 cm) with 42" (107 cm) high truck frame Crawler - 37' 10" (1,153 cm)	
Maximum Lift Capacity	28,720 lbs (13,027 kg)	
Cylinders	Features	Hydraulic cylinders with wear rings on pistons and bolt-on glands; heavy-duty steel tubing; induction hardened rods with heavy chrome plating; spherical bearings at all pivots
	Main Boom	6" x 51" (152 x 1,295 mm) with 3.5" (89 mm) rod
	Stick Boom	6" x 35" (152 x 889 mm) with 3.5" (89 mm) rod

BOOM SWEEP

495B WITH 32' BOOM



MAXIMUM LIFT CAPACITY

32' (9.8 m) straight boom, less attachment.

	Radius	Lift		Radius	Lift
1	12' (3.7 m)	28,720 lbs (13,027 kg)	4	25' (7.6 m)	12,990 lbs (5,892 kg)
2	15' (4.6 m)	21,960 lbs (9,961 kg)	5	30' (9.1 m)	9,280 lbs (4,209 kg)
3	20' (6.1 m)	16,350 lbs (7,416 kg)	6	32' (9.8 m)	5,590 lbs (2,535 kg)

SWING SYSTEM

Rotation/Swing Speed	Continuous on 46" (1,168 mm) internal tooth turntable bearing; 9 RPM, power transmitted through dual motors and planetary gearboxes
Swing Torque	44,000 ft-lbf (59,656 Nm); 100% theoretical
Braking	Hydrostatic dynamic braking with 59,000 ft-lbf (79,993 Nm) braking swing torque
Swing Brake	Crawler - Spring applied hydraulic release (SAHR) holding brake

FEATURES & OPTIONS

OPERATOR CAB

38.5" x 55" (978 x 1397 mm) forward sloping pressurized cab with sound suppression insulation
 Heating & air conditioning
 AM/FM radio, CD player, CB radio
 Digital display: water temperature, voltage, engine oil pressure, fuel level, hour meter, engine RPM, load sense pressure, fuel economy
 Tinted windows: roof, sliding side, skylight
 Pantograph windshield wipers, washer, dome light

Adjustable suspension seat with armrests
 Dual joystick controls
 Dash console with easy access start/stop controls and accessory switches
 Warning lights & monitor system
 Swing control operated by foot pedal
 Swing out entry door
 Front cab guard
 (2) 12-volt DC power points
 (6) 12-volt DC halogen cab lights
 Cell phone holder
 Dual cup holder

STANDARD FEATURES

All Models - Removable service panels
 Centralized turntable greasing system
 Bar slasher/delimiter hydraulics package

Truck Mount - 3,000 lbs (1,361 kg) cast steel counterweight
Crawler - 7,000 lbs (3,175 kg) cast steel counterweight

OPTIONS & ACCESSORIES

All Models - Circle saw hydraulics package
 32' (975 cm) straight or live heel boom
 Boom lights
 Log & pulp grapples
 Grapple saw
 Detachable heel bar (standard/offset, single/double vee)
 23" or 48" hydraulic tilt cab riser
 23", 36", or 48" fixed cab riser
 Engine block heater
 Hydraulic tank heater
 Hydraulic thermal bypass
 Automatic greasing system
 12-volt hydraulic transfer pump
 119 GPM (450 LPM) tandem variable displacement load sense hydraulic piston pump
 10 or 15 kW magnet generator package
 Alternate hand/foot control configurations (consult factory)
 Premium Stereo: XM, Bluetooth
 Heated/Air ride seat
 Strong-Arm Grapples

Truck Mount - 7,000 lbs (3,175 kg) cast steel counterweight
 Self-propelled carrier hydraulics package
 Park brake kit (carrier)
 SAHR swing holding brake
 Tandem pumps
Crawler - 10,000 lbs (4,536 kg) cast steel counterweight
 Guarding package
 810 mm triple grouser pads
 900 mm triple grouser pads

*See complete listing of options at www.barko.com.



BARKO HYDRAULICS, LLC

One Banks Ave.
Superior, WI 54880

P: 715.395.6700
info@barko.com | www.barko.com